

No.25th Junior International Goodwill Regatta Miki House Cup 2015

Sailing Instructions (SI)

1. Rules

- 1.1 The regatta will be governed by the rules as defined in the Racing Rules of Sailing 2013-2016 (hereafter as RRS), except any of these are altered by the Sailing Instructions.
- 1.2 Appendix P will apply.
- 1.3 If there is a conflict between languages, the English text will take precedence.

2. Notices to competitors

Notices to competitors will be posted on the official notice board of the race office.

3. Changes to Sailing Instructions

Any change to Sailing Instructions (hereafter as instructions) will be posted at the race office before 08:30 on the day it will take effect.

4. Signals made ashore

Signals made ashore will be displayed at the flagpole of the race office as follows.

A class flag with one sound means 'Leaving the harbor is permitted for this class.

The warning signal in racing Area A will be made not less than 30 minutes after the class flag is displayed.

The warning signal in racing Area B will be made not less than 10 minutes after the class flag is displayed.

5. Schedule of regatta and races

5.1 Schedule of regatta on September 6th (Sunday)

07:30 Registration and distribution of program(Sailing Instructions)

08:30 Opening ceremony

 Skippers meeting

16:00 Prize giving ceremony and Goodwill Party

17:30 Regatta and Party will be closed.

5.2 Schedule of races

Racing Area A

09:55 The time of the warning signal for No.1 Race of Laser 4.7

10:00 The time of the warning signal for OP Advanced class

The races will follow continuously and the race committee intends to make three races.

No warning signal will be made after 13:35.

Racing Area B

09:55 The time of the warning signal for No.1 Race of OP Beginners' class

The races will follow continuously and the race committee will try to make the races as much as possible.

No warning signal will be made after 14:05.

6. Class flags

Racing Area A: OP Advance class OP class flag (Black)

Laser 4.7 Laser 4.7 flag

Racing Area B: OP Beginners' class OP class flag (Red)

7. Racing Areas and The courses

7.1 Diagram-1 shows Racing Areas A and B. The Enlarged drawing of Wakasu Yacht Training Center shows the detail of Racing Area B.

7.2 Diagram-2 The courses shows the course to be sailed which includes approximate angles between the legs, the sequence of the rounding marks and the side of rounding each mark.

7.3 OP Beginners' class uses the following courses and the race committee signal boat will instruct with The Number Flag which course will be used before the warning signal, depending on the weather and sea condition and other reasons.

The Number Flag 1 means The course 1. (See Diagram-2-2-1)

The Number Flag 2 means The course 2. (See Diagram-2-2-2)

7.4 No later than the warning signal, the race committee signal boat in Racing Area A will display the approximate compass bearing of the first leg.

8. Marks

8.1 Racing Area A: Mark 1 and 2 will be triangle pyramid inflated orange buoys.

Racing Area B: Mark 1,2 and 3 will be long slim cylindrical inflated yellow buoys.

8.2 New mark defined in instructions 9.1 will be triangle pyramid inflated orange buoy.

8.3 Starting Marks are the race committee signal boat at the starboard end and the cylindrical inflated yellow buoy at the port end.

8.4 Finishing Marks are the race committee boat at the starboard end and the cylindrical inflated yellow buoy at the port end.

9. Changing the next leg of the course

9.1 To change the next leg of the course in Racing Area A, the race committee will lay a new mark and display C flag on the race committee boat nearby the new mark.

9.2 In Racing Area B, no change of the leg of the course will be made after the preparatory signal.
This changes RRS 33.

10. The Start

- 10.1 Races will be started by using RRS 26 with the warning signal given 5 minutes before the starting signal.
- 10.2 The starting line will be between the staff displaying the orange flag on the starting signal boat at the starboard end and the cylindrical inflated yellow buoy at the port end.
- 10.3 A boat starting later than 4 minutes after her starting signal will be scored **DNS** (Did Not Start). This changes RRS A4.
- 10.4 In Racing Area B, Rescue boats may guide competitors during starting.

11. The Finish

- 11.1 In Racing Area A, the finishing line will be between the staff displaying the orange flag on the race committee boat with a blue flag at the starboard end and the port end yellow buoy.
- 11.2 In Racing Area A, the finishing line will be between the staff displaying the orange flag on the race committee boat with a blue flag at the starboard end and the port end yellow buoy.
In case the race committee uses the course ②, Mark 1 will be the buoy for the finishing line.

12. Shortening

- 12.1 If the race committee signals a shortened course, the race committee displays the flag S with two sounds on the race committee boat nearby the rounding mark.
- 12.2 The finishing line shall be between the mark and the staff displaying the orange flag on the race committee boat with a blue flag. This changes RRS 32.2.

13. Time limit

- 13.1 In Racing Area A, the time limit will be 15 minutes after the first boat sails the course and finishes.
In Racing Area B, the time limit will be 10 minutes after the first boat sails the course and finishes.
- 13.2 Boats failing to finish within above time limit will be scored Did Not Finish (**DNF**). This changes RRS 35, A4 and A5.

14. Protests and requests for redress

- 14.1 Protests and requests for redress or reopening shall be delivered at the race office within the protest time limit that is 45 minutes after the last boat of each class has finished the last race of the day. The protest committee chairman may extend the protest time limit. It will be posted on the official notice board at the race office.
- 14.2 Notices of protests by the race committee or protest committee will be posted on the official notice board to inform boats under RRS 61.1(b)

14.3 A list of boats that, under Appendix P. have been penalized for breaking RRS 4 will be posted Before the protest time limit.

14.4 Hearings will be held sequentially. Notices will be posted within 15 minutes of the protest time limit to inform competitors of hearings in which they are parties or named as witnesses.

14.5 A request for reopening a hearing under RRS 66 shall be delivered no later than 15 minutes after the decision on the races. This changes RRS 66.

14.6 Breaches of instructions 16, 17, 18,19,20,21 22 and 24 will not be grounds for a protest by a Boat. This changes RRS 60.1(a).

The protest committee may impose a boat penalty including the disqualification against for these breaches.

15. Scoring

At least 1 race is required to be completed to constitute this regatta. Even if no race is completed due to weather condition, any extended race will not be held.

16. Check-out and check-in

16.1 A competitor shall sign on the check-out/in form prepared in the race office.

16.2 A Check-out sign shall be done from 45 minutes to 20 minutes before the warning signal of the 1st race of the day.

16.3 A Check-in sign shall be done not later than 45 minutes after the final race of the day completed. The race committee chairman may extend the Check-in time limit.

16.4 A boat that would retire from a race shall notify her intension to a nearest race committee boat and shall describe the reason in a check-in form and deliver to the race committee.

17. Safety regulations

17.1 A competitor shall wear a life jacket at any time afloat. If he/she wears a self-expansion type, it is required to expand it at any time afloat.

17.2 A boat in Racing Area B is required to put a recognizable ribbon at the peak of the sail, which will be distributed at the time of the registration.

17.3 The race committee may assist a competitor or recommend retiring from a race, who is in danger in the opinion of the race committee.

18. Replacement of crew or equipment

Substitution of damaged or lost equipment will not be allowed unless authorized by the race committee. Requests for substitution shall be made to the race committee at the first reasonable opportunity.

19. Equipment checks and measurement

19.1 RRS 78 (JSAF prescriptions 5) will not apply. However the race committee may protest a

boat when the race committee admits some suspicion during this regatta and recognizes by measuring, weighing or other means that it is significantly advantageous.

19.2 The race committee may inspect a boat or equipment at any time if necessary.

20. Official boats

An Official boat of the race committee will display the following flags.

The race committee signal boat	' JJYU' flag
The race committee boat	'RC' flag
A rescue boat	'RESCUE' flag
A doctor boat	'DOCTOR' flag
A protest committee boat	'JURY' flag

21. Support boats

21.1 A support boat shall be approved by the organizing committee delivering a designated Application form at the time of the registration.

21.2 A support boat shall display the pink colour flag lent by the race committee at the time of The registration, but the flag pole shall be prepared by each club.

21.3 The number of the crew onboard a support boat is required to be less than a half of her capacity (raise the decimals to a unit).

21.4 A support boat shall keep away from the racing area from the time of the warning signal for the first race of the first class to start until all boats have finished or the race committee signals a postponement or abandonment.

21.5 A support boat may be requested to help rescue activities and in such case, the race committee signal boat will display the green color flag with the consecutive short sounds. In this case, S.I.21.4 will not apply.

22. Radio communication

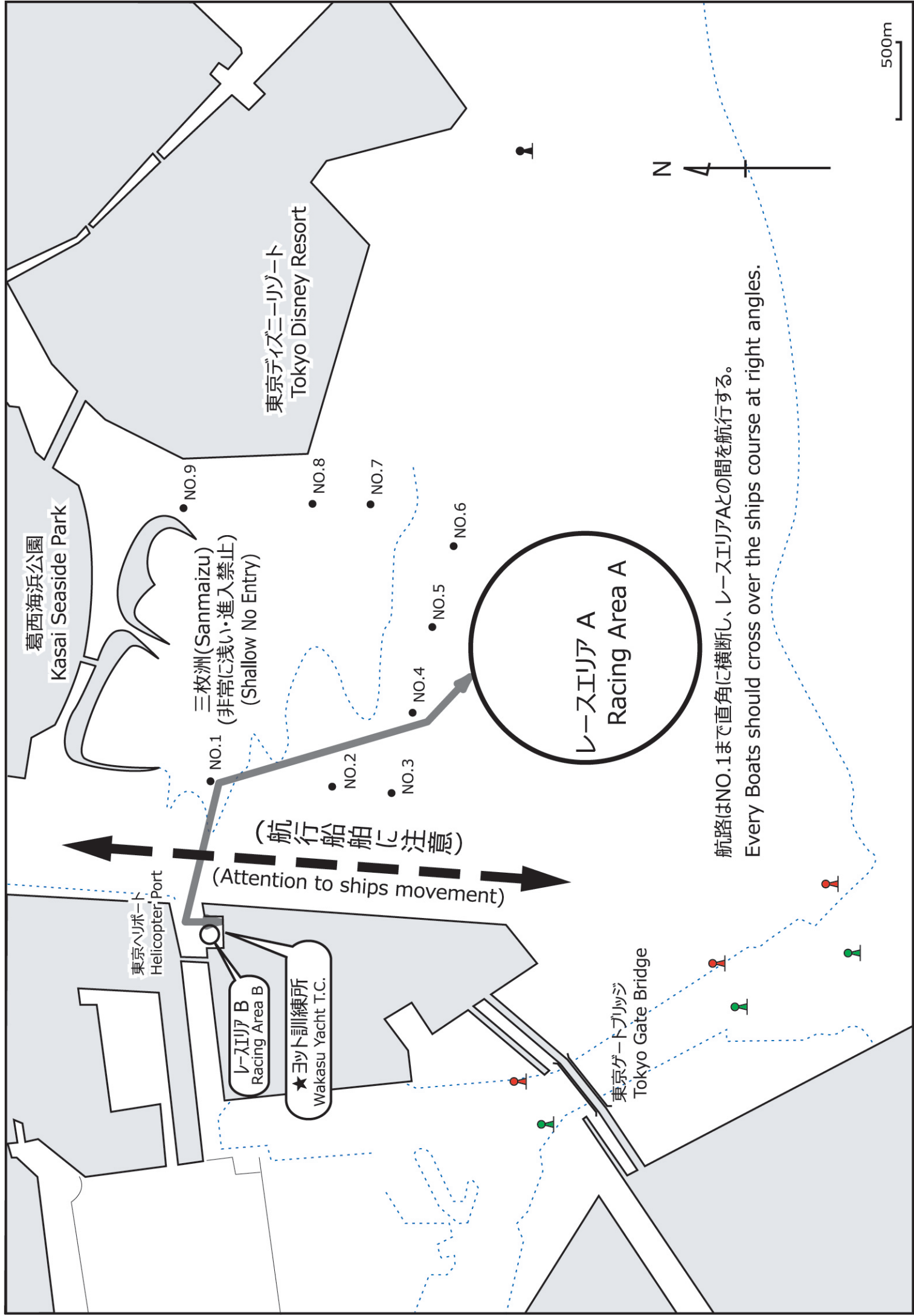
Except in an emergency, a boat shall neither make radio transmissions while racing nor Receiving radio communications not available to all boats. This restriction also applies to mobile telephones and GPS.

23. Disclaimer of Liability

Competitors participate in the regatta entirely at their own risk (See rule 4, Decision to Race), Organizing Authorities and/or any person involved in this organization of the regatta will accept no liability whatsoever for any material damage and/or personal injury and/or death sustained in conjunction with, prior to, during or after the regatta.

24. Trash disposal

図-1 レースエリア Diagram-1 Racing Area



三枚洲(Sanmaizu)
(非常に浅い・進入禁止)
(Shallow No Entry)

レースエリア A
Racing Area A

(航行船舶に注意)
(Attention to ships movement)

航路はNO.1まで直角に横断し、レースエリアAとの間を航行する。
Every Boats should cross over the ships course at right angles.

図-2 コース Diagram-2 The courses

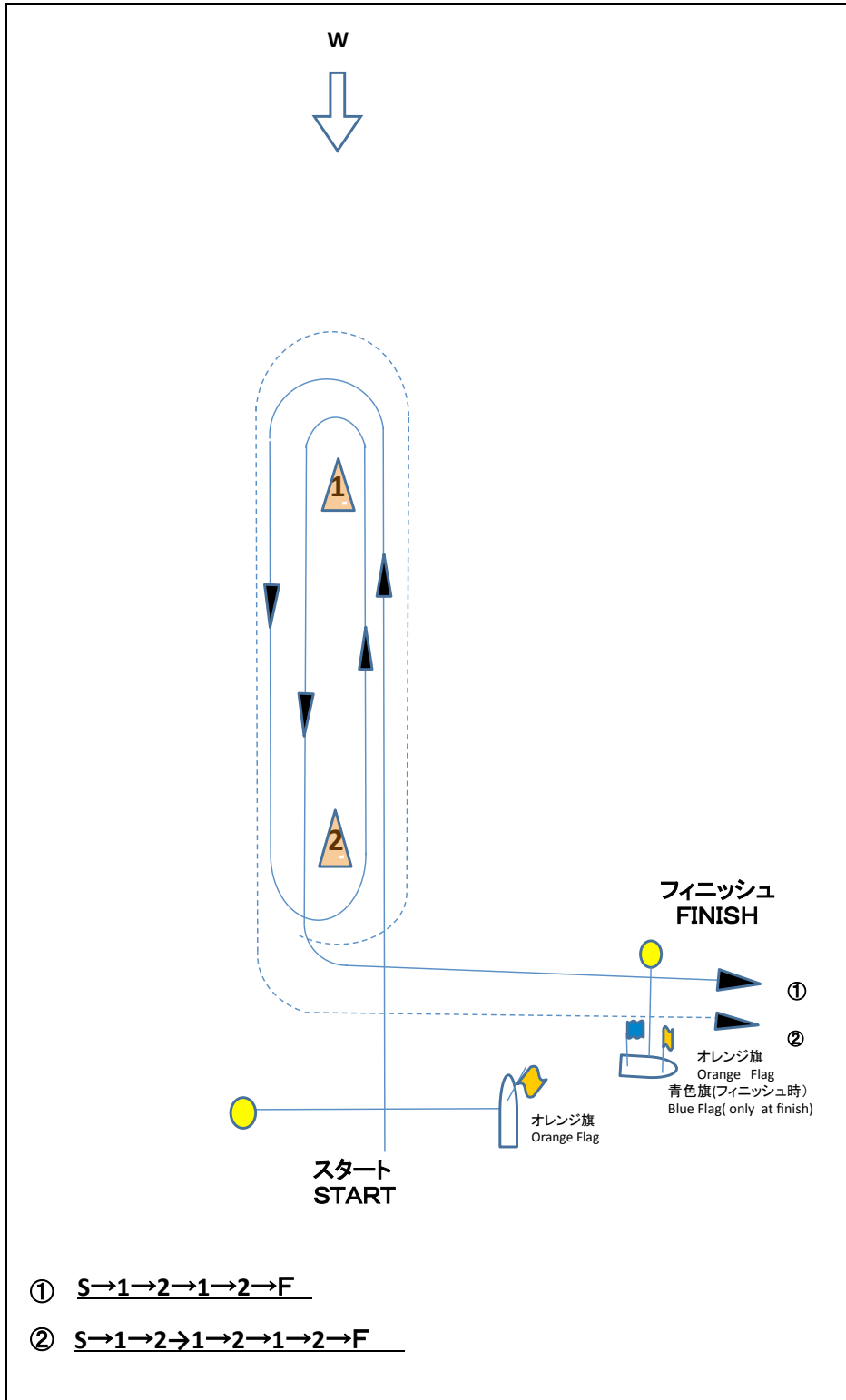


図-2-1 ① OP級上級者

② レーザー4.7

Diagram-2-1 ① OP Advanced Class

② Laser 4.7,

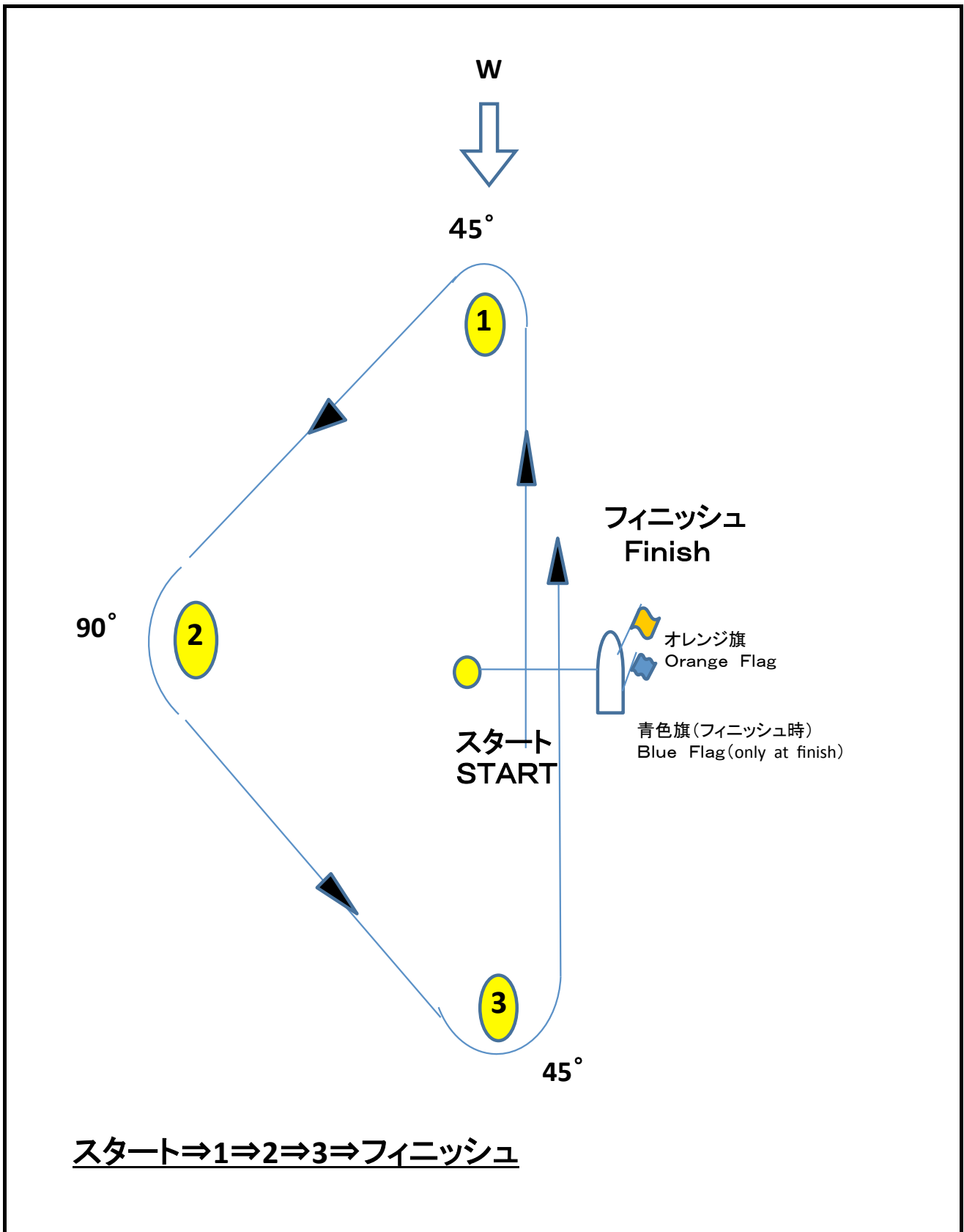


図-2-2-1 OP級初級者

Diagram-2-2-1 OP Beginners' Class

※OP級(初級者)のコースは気象・海象状況により、図-2-2-1又は図-2-2-2を使用する。

※OP Biginners's Class may use the course as per Diagram-2-2-1 or Diagram-2-2-2 depending on the weather condition.

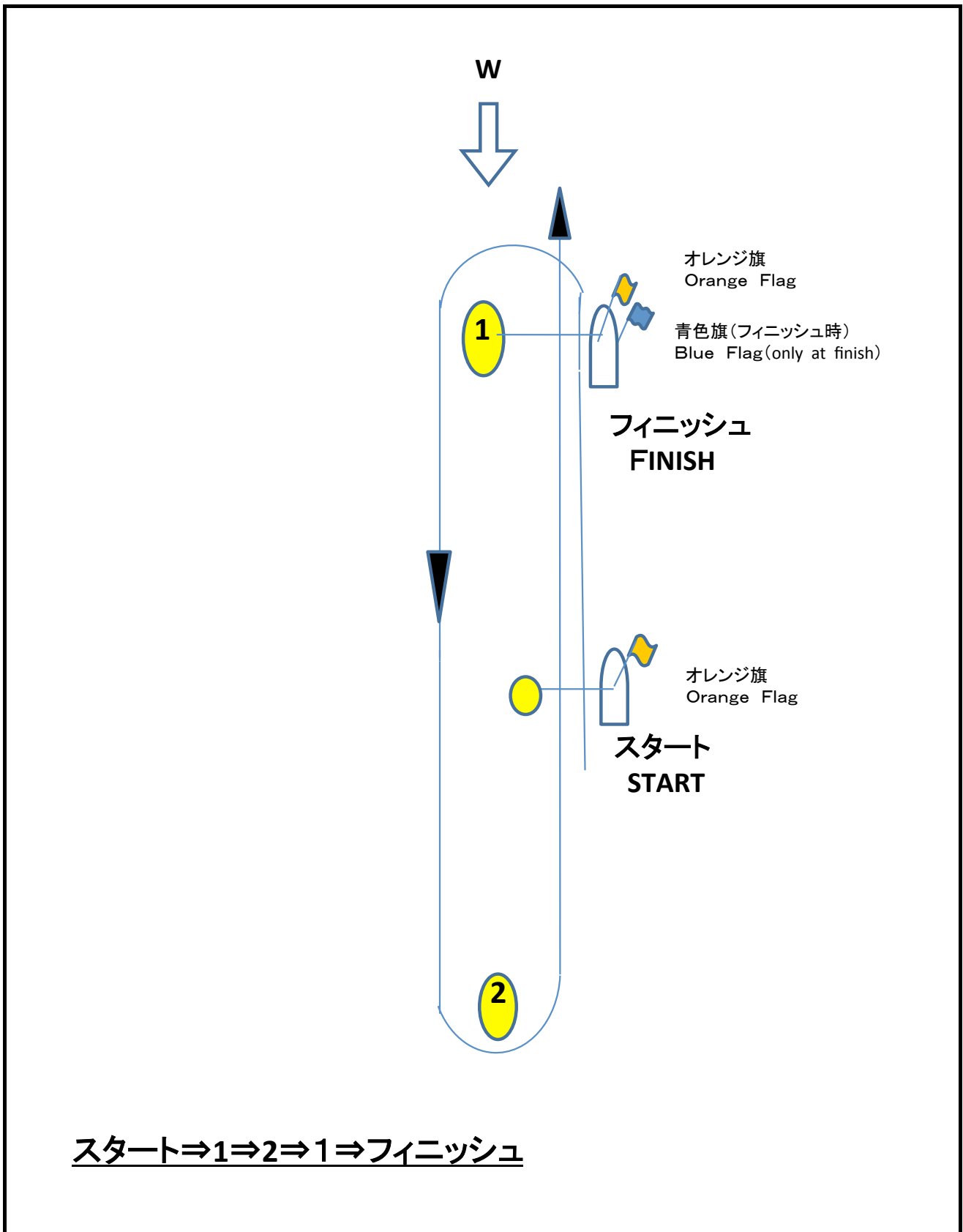


図-2-2-2 OP級初級者
Diagram-2-2-2 OP Beginners' Class