

# No.11th Junior Yacht International Goodwill Osaka Regatta Miki House Cup Osaka 2024

## Sailing Instructions (SI)

This regatta will be conducted via the Regatta LINE Open Chat system as a way to contact competitors.

Please participate in the following Miki House Cup 2024 LINE Open Chat.

Minimum 1 person per boat is requested to participate.

Profile Name for LINE Open Chat will be Sail Number +Full Name for competitor and Club Name +Full Name for supporter. (Example: Competitor as JPN1 · Osaka Taro, Supporter as Osaka Junior · Osaka Hanako)

LINE URL ; URL <https://bit.ly/3Tlkjtr>



The notation [DP] in a rule in the SI means that the penalty for a breach of that rule may, at the discretion of the protest committee, be less than disqualification.

This changes RRS64.1.

### 1. Rules

1.1 The regatta will be governed by the rules as defined in the Racing Rules of Sailing 2021-2024 (hereafter as RRS).

1.2 Appendix T will apply.

1.3 If there is a conflict between languages, the English text will take precedence.

### 2. Changes to Sailing Instructions

Any change to Sailing Instructions (hereafter as instructions) will be made via Regatta LINE Open Chat before 08:30 on the day it will take effect.

### 3. Communications

3.1 The official notice board shall be the white board located in front of the club house.

### 3.2 Communication with competitors

Information will be provided to competitors and supporters via LINE Open Chat in order to keep social distance as much as possible.

(We will not allow the post via LINE Open Chat from competitors and supporters.)

3.3 Except in an emergency, a boat shall neither make radio transmissions while racing nor receiving radio communications not available to all boats. This restriction also applies to mobile telephones and GPS. [ DP ]

## 4. Signals made ashore

4.1 Signals made ashore will be displayed at the flagpole of the race office.

When the signal is displayed above the class flag, that signal is applied only for that class.

4.2 D flag with one sound means "The warning signal will be made not less than 30 minutes after D flag is displayed in Racing Area A, but not less than 10 minutes after D flag is displayed in Racing Area B.

Boats shall not be moved from the designated place on the shore until this signal is made. [ DP ]

## 5. Schedule of regatta and races

### 5.1 Schedule of regatta on October 6th (Sunday),2024

08:00 Registration: The program will be distributed. (Sailing Instructions)

09:00 Opening ceremony and Skippers meeting

16:00 Prize giving ceremony and The friendship Party

17:00 Prize giving ceremony will be closed.

### 5.2 Schedule of races

#### Racing Area A

10:00 The time of the warning signal for No.1 Race for ILCA4 and ILCA6

10:10 The time of the warning signal for OP Advanced class

※The warning signal for the second race and the subsequent race will be made soon after the completion of the previous race.

※The race committee intends to make five(5) races for each class.

※When the following race is intended to be held, the race committee signal boat will display orange flag of the starting line with one sound to alert the boats at least 5 minutes before the warning signal is displayed.

※No warning signal will be made after 14:30

#### Racing Area B

10:00 The time of the warning signal for No.1 Race of OP Beginners' class

※The races will follow continuously and the race committee will try to make the races as many as possible.

※No warning signal will be made after 14:30

## 6. Class flags

Racing Area A: OP Advance class	OP class flag (Black)
I LCA 4 and ILCA6	ILCA flag
Racing Area B: OP Beginners' class	OP class flag (Red)

## 7. Racing Areas and The Courses

7.1 Diagram-1 shows Racing Areas A and B.

Racing Area A and B are both off the coast of Nishiki Harbor.

7.2 Diagram-2 shows the courses to be sailed.

Racing Area A is Diagram-2-1 and Racing Area B is Diagram-2-2

7.3 No later than the warning signal, the race committee signal boat in Racing Area A will display the approximate compass bearing of the first leg.

## 8. Marks

8.1 Racing Area A: Mark 1, 2 and 3 will be the cylindrical inflated yellow buoys.

Racing Area B: Mark 1 and 2 will be the spherical inflated yellow buoys.

8.2 In Racing Area A, Starting Marks are the race committee signal boat at the starboard end and the cylindrical inflated yellow buoy at the port end and in Racing Area B, the race committee signal boat at the starboard end and the cylindrical inflated orange buoy.

8.3 In Racing Area A, Finishing Marks are the race committee boat at the starboard end and the cylindrical inflated yellow buoy at the port end and in Racing Area B, the race committee signal boat at the port end and the cylindrical inflated orange buoy at the starboard end.

## 9. Changing the next leg of the course the movement of the mark

No change of the leg of the course will be made after the preparatory signal.

This changes RRS 33.

## 10. The Start

10.1 Races will be started by using RRS 26 with the warning signal given 5 minutes before the starting signal.

10.2 The starting line will be between the staff displaying the orange flag on the race committee signal boat at the starboard end and the starting mark at the port end on the course side.

10.3 A boat starting later than 4 minutes after her starting signal will be scored **DNS** (Did Not Start) without hearing. This changes Appendix A5.

10.4 In Racing Area B, Rescue boats may guide competitors during starting.

## 11. The Finish

11.1 In Racing Area A, the finishing line will be between the staff displaying the blue flag on the race committee boat at the starboard end and the finishing mark at the port end on the course side.

11.2 In Racing Area B, the finishing line will be between the staff displaying the blue flag on the race committee boat at the port end and the finishing mark at the starboard end on the course side.

## 12. Shortening

12.1 If the race committee signals a shortened course, the race committee displays the flag S and the class flag with two sounds on the race committee boat nearby the rounding mark.

12.2 In this case, the finishing line shall be between the rounding mark and the staff displaying the flag S on the race committee boat on the course side. This changes RRS 32.2.

## 13. Time limit

13.1 The time limit will be 15 minutes in Racing Area A and 10 minutes in Racing Area B after the first boat started without breaching RRS30.3 sails the course and finishes.

13.2 Boats failing to finish within above time limit will be scored Did Not Finish (**DNF**) without hearing. This changes RRS 35, Appendix A4 and Appendix A5.

## 14. Protests and requests for redress

14.1 In addition to the requirement of the protest rules, a boat wishing to protest shall approach the race committee boat at the finishing line and tell the protested boat's sail number in order to notice the protest

Such boat shall not have any contact with the crew of the support boat until such boat have made his/her intention of the protest known to the race committee boat after the finish.

This have been added to RRS61.1(a).

14.2 Protests and requests for redress or reopening shall be filled out on the prescribed form and delivered at the race office within the protest time limit that is 45 minutes after the last boat of each class has finished the last race of the day. The protest committee chairman may extend the protest time limit. The protest time limit will be notified via LINE Opne Chat.

14.3 Notices of protests by the race committee or the protest committee will be notified via LINE Open Chat to inform boats under RRS 61.1(b) before the protest time limit.

14.4 A list of boats that, under Appendix P, have been penalized for breaking RRS 42 will be notified via LINE Open Chat before the protest time limit.

14.5 Hearings will be held sequentially. Notices will be notified via LINE Open Chat within

15 minutes of the protest time limit to inform competitors of hearings in which they are parties or named as witnesses.

14.6 A request for reopening a hearing under RRS 66 shall be delivered no later than 15 minutes after the decision on the races. This changes RRS 66.

14.7 Breaches of instructions 16, 17, 18,19,20,21 22 and 23 will not be grounds for a protest by a boat. This changes RRS 60.1(a).

The protest committee may impose a boat penalty including the disqualification against these breaches. [ DP ]

## 15. Scoring

The race committee will try to make 5 races in Racing Area A and will make as many races as possible in Racing Area B, however at least 1 race is required to be completed to constitute this regatta. Even if no race is completed due to weather condition, any extended race will not be held. This Changes Appendix A2.

## 16. Check-out and check-in

16.1 A competitor shall sign on the Check-out/in form at the regatta office. [ DP ]

16.2 A Check-out shall be done from 9 o'clock of the day until 10 minutes after the flag D is displayed. [ DP ]

16.3 A Check-in shall be done not later than 60 minutes after the final race of the day completed at the regatta office.

The race committee chairman may extend the Check-in time limit. [ DP ]

16.4 A boat that would retire from a race shall notify her intension to a nearest race committee boat and the declaration of the retirement shall be submitted to the regatta office describing the reason. [ DP ]

## 17. Safety regulations

17.1 A competitor shall wear a life jacket at any time afloat. [ DP ]

17.2 The race committee may assist a competitor or recommend retiring from a race, who is in danger in the opinion of the race committee.

## 18. Replacement of equipment

A boat who would substitute any damaged or lost equipment shall obtain permission from the technical committee as soon as possible. [ DP ]

## 19. Equipment checks and measurement

19.1 RRS 78 will not apply. However, the technical committee may protest a boat when the technical committee admits some suspicion during this regatta and recognizes by measuring, weighing or other means that it is significantly advantageous. [ DP ]

19.2 The technical committee may inspect a boat or equipment at any time if necessary. [ DP ]

## 20. Official boats

An Official boat of the race committee will display the following flags.

The race committee signal boat	' JJYU' flag
The race committee boat	'RC' flag
A rescue boat	'RESCUE' flag
A protest committee boat	'JURY' flag
A transport boat	'RC' flag

## 21. Support boats

21.1 A support boat shall be approved by the organizing committee delivering a designated application form at the time of the registration. [ DP ]

21.2 A support boat shall display the green colour flag lent by the race committee at the time of the registration, but the flag pole shall be prepared by each club. [ DP ]

21.3 The number of the crew onboard a support boat is required to be less than a half of her capacity (raise the decimals to a unit). [ DP ]

21.4 A support boat shall keep away from the racing area from the time of the warning signal for the first race of the first class to start until all boats have finished or the race committee signals a postponement or abandonment. [ DP ]

21.5 A support boat may be requested to help rescue activities and, in such case, the race committee signal boat will display " the numeral flag 8" with the consecutive short sounds. In this case, instructions 21.4 will not apply. This changes RRS37. [ DP ]

21.6 A support boat must be insured with liability insurance. [ DP ]

## 22. Disclaimer of Liability

Competitors participate in the regatta entirely at their own risk (See RRS 4, Decision to Race). Organizing Authorities and/or any person involved in this organization of the regatta will accept no liability whatsoever for any material damage and/or personal injury and/or death sustained in conjunction with, prior to, during or after the regatta.

## 23. Trash disposal

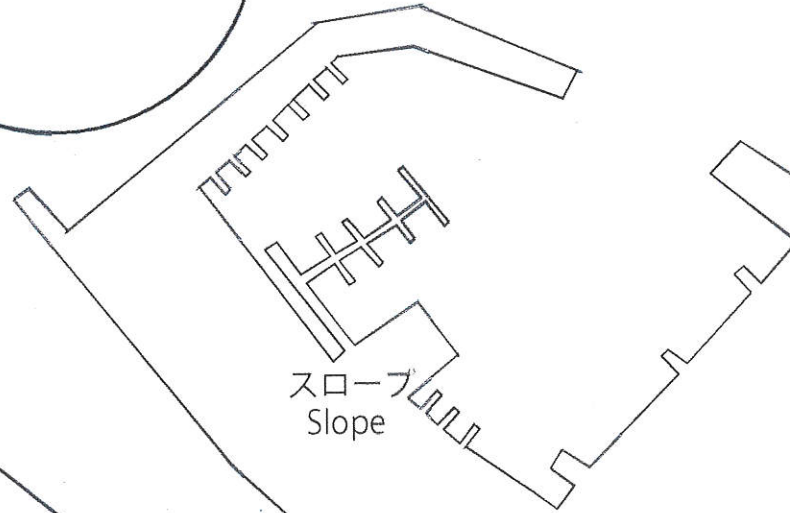
Boats must not throw trash into the sea. Trash may be placed aboard support boats and official boats. [ DP ]



レースエリア A  
Racing Area A

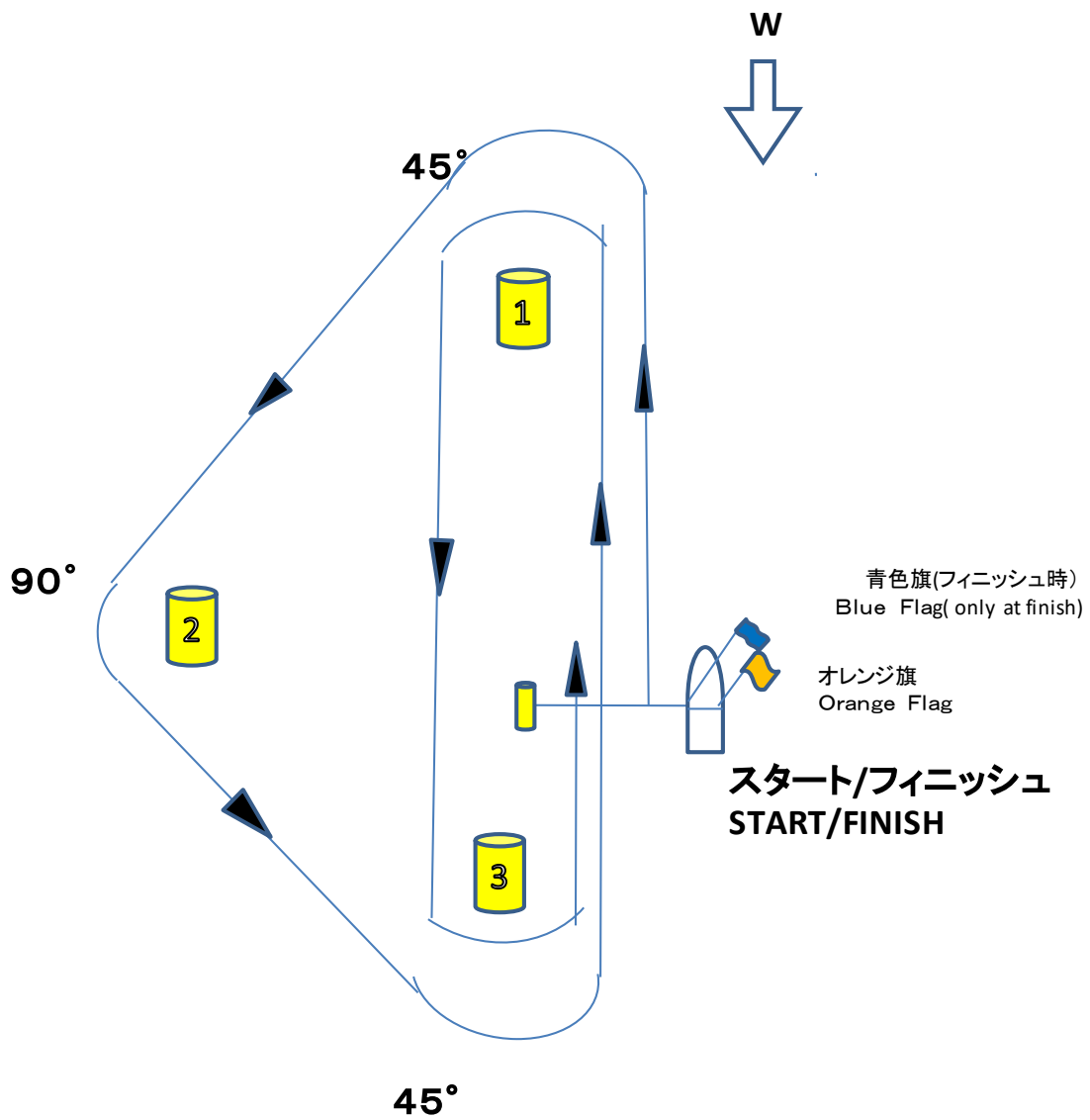


レースエリア B  
Racing Area B



スロープ  
Slope

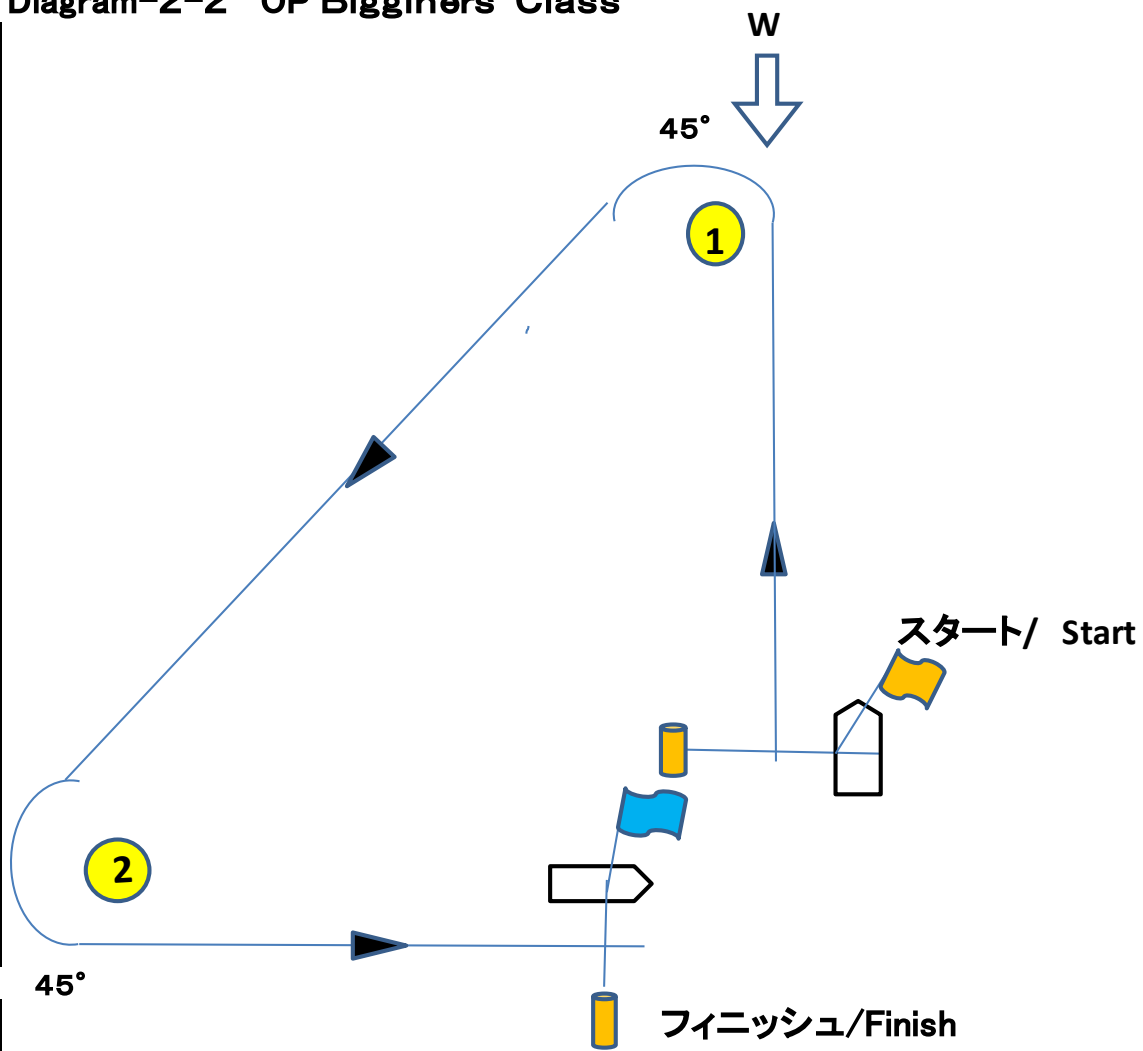
図-2-1 OP級上級者、ILCA4、ILCA6  
Diagram-2-1 OP Advanced Class, ILCA4,ILCA6



スタート/Start⇒1⇒2⇒3⇒1⇒3⇒F



図-2-2 OP級初級者クラス  
Diagram-2-2 OP Bigginers' Class



スタート/Start⇒1⇒2⇒フィニッシュ/Finish